

Dear parents/carers,

These activities are designed to keep children busy and enjoying learning, while providing flexibility for parents. We realise that the family may need to share laptops or mobiles so only plan to do what you can. Everyone's homes are different so the activities we suggest are just a guide to help. We recognise that parents may be working, caring for sick family members or looking after little ones so choose activities suitable for you and your family situation.

While school is closed, children will continue learning from home using the wide range of resources available on our school website. We will also be accessing and uploading work through either EExAT (Nursery & Reception) Seesaw (Years 1-4) and Google Drive/Google Classroom (Years 5 &6).

There will be plenty of tasks from a wide variety of curriculum areas including history, geography and science, as well as physical activities, to keep your child busy and working hard. We have deliberately set up a simple, flexible system on our website that is easy for you to use at home. We know you will be busy working from home, looking after siblings or other members of your family.

We suggest setting up a routine for your child where they do the suggested learning activities each day. We do not expect parents to be teachers and we are not going to be checking every day to see how much work has been done! The activities guide you and your child to be able to learn together or on their own.

Morning Activities

There are 3 activities suggested for the start of every day.

The activities are the same every day.

Activity of the Day

There is 1 daily activity suggested.

The daily activity is different every day.

Afternoon Activities

Choose to complete any of the activities from the suggestions.

Regularly practising spelling and times tables is on-going

You could record your scores, are you showing an improvement?

You could even share them with your class teacher.

Below are some links to useful websites you may need to access this week.

PE with Joe

<https://www.youtube.com/playlist?list=PLyCLOPd4VxBvQafyve889qVcPxYEjdSTI>

Whiterose Maths

<https://whiterosemaths.com/homelearning/year-3/>

Audible (audio books for kids)

<https://stories.audible.com/discovery>

TTRockstars

<https://ttrackstars.com/>

Numbots

<https://numbots.com/>

Spelling Frame

<https://spellingframe.co.uk/>




National Geographic

<https://digital-uk.partica.online/uk/uk-april-2020/flipbook/1/>

Austin's Butterfly (Linked to science activity)

https://www.youtube.com/watch?v=E_6PskE3zfQ

Year 3 Home Learning Guidance

Year 3 Home Learning Guidance			
Week Beginning: 20.4.20	Morning		Afternoon
	Every morning Activities	Activity of the Day	Activities Choose from any of the activities listed below. Extra information will be provided on Seesaw.
Monday	<p>1. PE with Joe</p> <ul style="list-style-type: none"> Live at 9:00 or saved till later. <p>2. Reading</p> <ul style="list-style-type: none"> Choose a book to read. This may be one from home or school. 	<ul style="list-style-type: none"> TTRockstars Spelling Frame Spelling Rule 14 from Spelling Frame. Choose any 5 words from the list to write into sentences. 	<p>1. Art</p> <p>Create your very own yoghurt tub tiger.</p> 
Tuesday	<ul style="list-style-type: none"> Complete a book review on each book you finish reading. You can read by yourself or you can read to an adult. If you cannot find a book you want to read in your house, you can listen to great stories being read aloud <p>3. Maths</p> <ul style="list-style-type: none"> Watch the video lesson for the day on White Rose Maths . Start from Week 1 in the Spring term. Then click on Get the Activity to answer some questions. You can watch the video as many times as you need to help you understand! 	<p>English</p> <p><u>Reading:</u> Record yourself reading a page or 2 of your book. Writing: Copy and paste link shorturl.at/anDPT</p> <p>Complete the Spelling and Vocabulary activities on slides 4-10. Write them in your home book.</p>	<p>2. Geography</p> <p>Make a detailed map of your local area on your daily outing.</p> 
Wednesday	<ul style="list-style-type: none"> Watch the video lesson for the day on White Rose Maths . Start from Week 1 in the Spring term. Then click on Get the Activity to answer some questions. You can watch the video as many times as you need to help you understand! 	<p>Science- Plants</p> <p>Find and draw a diagram of a flowering plant. Watch the short clip Austin's butterfly (see link above). Discuss ways you could improve your diagram and make those changes. Label your diagram showing the roots, stem, leaves and flowers.</p>	<p>3. Food Technology</p> <p>Follow the instructions to make some fairy cakes.</p> <p>4. History</p> <p>Find out ten facts about the Parish of St Peter</p> 

Thursday		<p>English Writing: Copy and paste link from Tuesday. Complete the punctuation and sentence activities on slides 11-14. Write them in your home book.</p>	<p>5. RE The Easter Story-choose 1 or 2 activities from the selection.</p>
Friday		<p>Maths</p> <ul style="list-style-type: none"> • TTRockstars • Spelling Frame – TEST <p>Spelling rule 14</p>	

Spelling and times tables practice is on-going

You could record your scores, are you showing an improvement? Create a graph showing your results
 You could even share them with your class teacher.