






Year 2

Home Learning Guidance



27.4.20	Morning Activities	Activity of the Day (Activity instructions on Seesaw / website)	Activities Choose one from any activities listed below
Monday	<p>PE with Joe</p> <ul style="list-style-type: none"> This can be done live at 9:00 or saved until later in the morning. <p>Reading</p> <ul style="list-style-type: none"> Time yourself reading your common exception and high frequency words. How many can you read in 2 minutes? Can you beat your score from the day before?! 	<p>Spelling Frame – new spelling rule</p> <p>Spelling rule 2</p> <p>Choose from the games to help you help you practice your new spellings. Can you put them into sentences?</p> <p>Numbots</p> <p><u>Reading</u>- film yourself reading a few pages of a story of your choice.</p>	<p>Music</p> <p>Why not have some fun & sing along with ‘Out of the Ark’ daily songs and activities https://www.outoftheark.co.uk/ootam-at-home or learn some campfire songs http://www.youtube.com/watch?v=86w_7VODRxo&list=PLE51B264DF59F079C&INDEX=21</p> <p>There’s lots here but look out for ‘Ging Gang Goolie, Alice the Camel, B-I-N-G-O & On top of Spaghetti</p>
Tuesday	<p>Phonics</p> <ul style="list-style-type: none"> Phonics- 10:30 am daily on the RWI live phonics YouTube page (set 3 sounds) 3x a week minimum. Practise your spellings, you can choose which game you play on spelling frame or you can use your spelling activities sent out before Easter. 5x a week! 	<p>English- Tidy by Emily Gravett</p> <ul style="list-style-type: none"> I would like you to think of some questions you would ask Pete the Badger if you had the opportunity to ‘hot seat’ him. 	<p>Food Technology</p> <p>Have fun making a ‘rainbow salad’ – you could make it on a plate and using different ingredients but here’s an idea: https://www.bbcgoodfood.com/recipes/layered-rainbow-salad-pots</p>
Wednesday	<p>Maths</p> <ul style="list-style-type: none"> Watch the video lesson for the day on White Rose Maths. Then click on the Activity to answer some questions or click on the attachment on Seesaw and annotate it with your answers. You can Watch the video as many times as you need to help you understand! 	<p>Science- Habitats-</p> <ul style="list-style-type: none"> Find out the definition of what a habitat is. Identify objects within your home that are living, dead or were never alive and draw pictures in the table. 	<p>Lego</p> <p>Can you build a maze?</p>  <p>Design Technology</p> <p>Recycle some of the cardboard boxes and ‘clean rubbish’ and see if you can make an animal. It could be a fantasy creature. (search ‘junk model animals on ‘Pinterest’)</p>
Thursday	<p>Maths</p> <ul style="list-style-type: none"> Watch the video lesson for the day on White Rose Maths. Then click on the Activity to answer some questions or click on the attachment on Seesaw and annotate it with your answers. You can Watch the video as many times as you need to help you understand! 	<p>English- Tidy by Emily Gravett</p> <ul style="list-style-type: none"> Can you identify the different verbs within the story. Think of thought bubbles for pictures from the story. 	
Friday	<p>Maths</p> <ul style="list-style-type: none"> Watch the video lesson for the day on White Rose Maths. Then click on the Activity to answer some questions or click on the attachment on Seesaw and annotate it with your answers. You can Watch the video as many times as you need to help you understand! 	<p><u>Numbots</u></p> <p>Spelling Frame</p> <p>Test online- or you can do them in your home learning books</p>	<p>P.E.</p> <p>Create your own obstacle course or ‘challenge trail’ – use some chalk to mark out a trail of activities.</p> 

Spelling and times tables practise is on-going
 You could record your scores, are you showing an improvement?
 You could even share them with your class teacher.

