



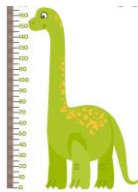






# Early Years: Nursery Home Learning Guidance



Week Beginning: 27.4.20	Suggested Morning Activities and Skills	Afternoon
	<p><b>Theme: Yikes! Stinkysaurus</b></p> <p><b>Remember to complete your weekly activity counting chart every day and count the dots on a Friday</b></p> 	
<b>Monday</b>	<p>Listen to the story of, 'Yikes Stinkysaurus,' read by Miss Young Listen to the song by the Nursery Team – there may be a dinosaur surprise at the end!</p> <p><u>Dinosaur Fun Facts</u></p> <ul style="list-style-type: none"> <li>Look on the internet to find out some fun dinosaur facts.</li> <li>Ask a grownup to record you telling us a fun fact (less than 30 seconds please)</li> </ul>	
<b>Tuesday</b>	<p><u>Dinosaur Shadows</u></p> <ul style="list-style-type: none"> <li>Let,s hope for a sunny day!</li> <li>Draw around the shadow of your dinosaur (or any toy)</li> <li>Watch the shadows change throughout the day. Can you work out why?</li> <li>You could use chalk to draw around a member of your family on the floor</li> </ul> 	<b>Lunch</b> Encourage your child to help prepare parts of their lunch Eg spreading butter on their bread.
<b>Wednesday</b>	<p><u>Create a Dinosaur</u></p> <ul style="list-style-type: none"> <li>Make your own dinosaur - you could make it from recycled material, paint it, draw it, make it with natural materials outside...</li> </ul>	Let them wash up and dry their lunch dishes.
<b>Thursday</b>	<p><u>Measuring</u></p> <ul style="list-style-type: none"> <li>Create a height chart at home to see who is the <b>tallest</b> and <b>shortest</b> in your house.</li> <li>Get 5 toys and put them in height order from <b>shortest</b> to <b>tallest</b>.</li> </ul> 	
<b>Friday</b>	<p><u>Make Some Torches</u></p> <ul style="list-style-type: none"> <li>Find some toilet rolls or kitchen rolls and cover the end with clingfilm</li> <li>Cut some shapes out of thick card or foam (old box)</li> <li>Shine a torch through.</li> <li>You could use them to make up a story!</li> </ul>  <p style="text-align: center;"><b>COUNT THE DOTS ON YOUR ACTIVITY COUNTING CHART.</b> <b>WHAT ACTIVITY DID YOU DO MOST AND LEAST?</b></p>	<b>Afternoons</b> Please use the afternoons for exercise or for the children to play and /or complete activities all by themselves. This will help to develop their independent skills.

**Other ideas you may want to do:**

- Go on a dinosaur hunt around your garden
- Make some dinosaur feet
- Make a dinosaur snack
- Act out the 3 Little Duck song in the bath (from Friday)
- Ask Alexa to play, 'Let's do the Dinosaur Shuffle Matilda.' (if you have it)



**Ideas we have got from our parents, from photos they have sent in, you may want to do:**

- Make a den.
- Make a bath bomb.
- Bake some cookies.
- Print with fruit and vegetables (Put a fork in them)