











Early Years: Nursery Home Learning Guidance



Week Beginning: 5.5.20 (3 days)	Suggested Morning Activities and Skills	Afternoon
 	Theme: Red, White and Blue: Liberation Day Listen to Keep on Dancing! 	
Monday	BANK HOLIDAY	
Tuesday	<u>Make a Liberation Day Hat</u> <ul style="list-style-type: none"> • Make a red, white and blue hat for Liberation Day. You could make them for the whole family! • You can use anything you want eg A paper plate, a strip of card, make A cone from an old cereal box... • We would love to see a photo! 	<u>Lunch</u> Encourage your child to help prepare parts of their lunch Eg spreading butter on their bread. Let them wash up and dry their lunch dishes.
Wednesday	<u>Pasta pattern necklaces</u> <ul style="list-style-type: none"> • Dye, paint or colour Penne pasta red, white and blue. You can dye it by adding food colouring to the water as you boil the pasta. • When it is dry make a pasta necklace. • Can You make a repeating pattern? 	
Thursday	 <u>Make flags, bunting and paper chains</u> <ul style="list-style-type: none"> • On the internet look up the Jersey flag. Can you make a Jersey flag? • Cut out some triangles and make some bunting • Make a repeating pattern with paper chains. These can easily be made from strips of paper. • On Saturday 9th May at 3pm have a picnic in your garden with all your decorations! 	<u>Afternoons</u> Please use the afternoons for exercise or for the children to play and /or complete activities all by themselves. This will help to develop their independent skills.
Friday	BANK HOLIDAY	

Other ideas you may want to do:

- Explore mixing colours with red and blue colouring in shaving foam
 - Make paper aeroplanes and see whose flies the furthest
 - Weave red, white and blue strips of material through a wire mesh
 - Make a loom from a cardboard box and weave strips of red, white and blue paper through it
 - Make a family hand print Liberation wreath
 - On Saturday 9th May at 3pm have a picnic in your garden with all your decorations! You could invite your teddies!
- DANCE ALONG TO KEEP ON DANCING AND SOME LIBERATION SONGS!**



Ideas we have got from our parents, from photos they have sent in, you may want to do:

- Face painting
- Make jelly
- Paint nails in red, white and blue

